

Magic. Visione d'incanto.



Design e tecnologia per una vetrina capace di garantire la totale e ideale visibilità del prodotto da tutti i lati. Linea decisa e massimo impatto: una soluzione magica, ideale per gelaterie, pasticcerie e gastronomia calda e fredda. Magic garantisce flessibilità grazie alla possibilità di canalizzazione fra i suoi singoli moduli.

Magic. Enchanting Vision.

Design and technology for a showcase cabinet able to guarantee total and ideal visibility of the product from all sides. Straight and forceful lines and maximum impact: a magic solution, ideal for ice-cream, pastry and hot and cold deli shops. Magic guarantees flexibility thanks to the possibility of combining its individual modules.



Refrigerazione ventilata
con doppio flusso dell'aria

Ventilated refrigeration
with double air flow



Refrigerazione
ventilata soft

Soft ventilated
refrigeration



Ampio e comodo piano
portaoggetti superiore

Ample and convenient
upper storage shelf

Magic



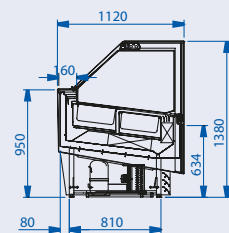
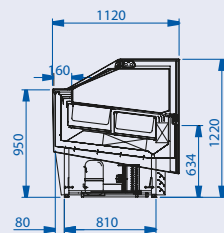
Vetrine gelato
Gelato cabinet

Modello Model	Dimensioni Dimensions		Imballo Packaging		Temperatura prodotto vasca EN44 1-5 Well product temperature EN44 1-5	Potenza compressore Power compressor						Classe climatica N° Climate class N° (C°%/hUR)	Sbrinatorio auto.elett. Automatic electric defrost	Unità di controllo elettronica Electronic control unit	Fluido refrigerante R404A R404A refrigerant gas	Tendina avvolgibile Roller blind
						Semiermetico Semi-hermetic			Eretico Hermetic							
	Lungh. x prof. x alt. (LxPxH) length x depth x height (LxDxH) (mm)	Peso netto Net weight (kg)	Imballo (LxPxH) Packaging (LxDxH) (mm)	Peso lordo Gross weight (kg)		Tensione Supply (V/Hz)	Regime Output (kW)	Sbrinatorio In defrost (kW)	Tensione Supply (V/Hz)	Regime Output (kW)	Sbrinatorio In defrost (kW)					
● di serie standard																
Magic 12	1096x 1120x 1220 1380	235 245	1240x 1281x 1375 1538	275 285	-16/-18°C	400/3/50	1,3	2,52	230/1/50	1,43	1,94	4+(32/60)	●	●	●	●
Magic 18	1601x 1120x 1220 1380	325 335	1745x 1281x 1375 1538	370 380	-16/-18°C	400/3/50	1,97	3,87	230/1/50	1,65	3,63	4+(32/60)	●	●	●	●
Magic 24	2136x 1120x 1220 1380	390 400	2210x 1281x 1375 1538	460 470	-16/-18°C	400/3/50	2,8	5,1	230/1/50	2,69	4,59	4+(32/60)	●	●	●	●
Magic 45° AP	1832x 1206x 1220 1380	325 335	1990x 1370x 1375 1538	370 380	-16/-18°C	400/3/50	1,97	3,87	230/1/50	1,65	3,63	4+(32/60)	●	●	●	●

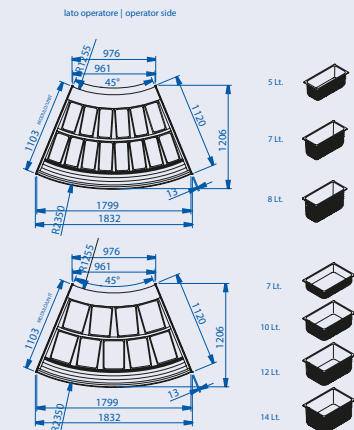
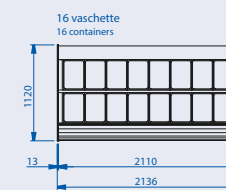
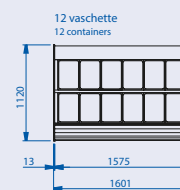
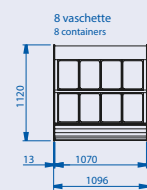
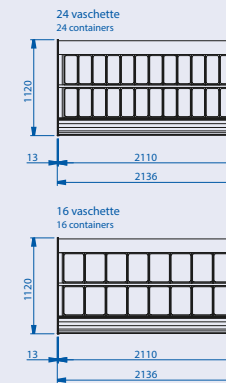
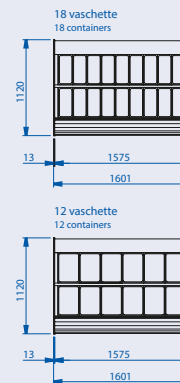
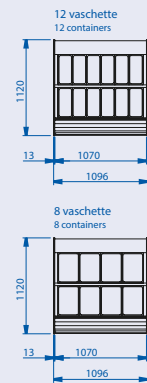
Vetrine | Cabinet



Refrigerazione ventilata con doppio flusso dell'aria
Ventilated refrigeration with double air flow



Componibilità vaschette | containers arrangement

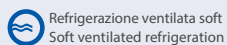




Vetrine pasticceria
Pastry cabinet

Modello Model	Dimensioni Dimensions		Imballo Packaging		Temperatura prodotto vasca EM44 1-5 Well product temperature EN44 1-5	Potenza Power output		Classe climatica N° Climate class N° (C°/°UR)	Sbrinatorio auto-elett. Automatic electric defrost	Unità di controllo elettronica Electronic control unit	Fluido refrigerante R404A R404A refrigerant gas	Tendina avvolgibile Roller blind
	Lungh. x prof. x alt. (LxPxH) length x depth x height (LxDxH) (mm)	Peso netto Net weight (kg)	Imballo (LxPxH) Packaging (LxDxH) (mm)	Peso lordo Gross weight (kg)		Tensione Supply (V/Hz)	Regime Output (kW)					
● di serie standard												
Magic 100	1096x 1120x 1220 1380	235 245	1240x 1281x 1375 1538	275 285	+2/+4°C	230/1/50	0,66	4+(32/60)	●	●	●	●
Magic 160	1601x 1120x 1220 1380	325 335	1745x 1281x 1375 1538	370 380	+2/+4°C	230/1/50	0,85	4+(32/60)	●	●	●	●
Magic 200	2136x 1120x 1220 1380	390 400	2210x 1281x 1375 1538	460 470	+2/+4°C	230/1/50	1,10	4+(32/60)	●	●	●	●
Magic 45° AP	1832x 1206x 1220 1380	325 335	1990x 1370x 1375 1538	370 380	+2/+4°C	230/1/50	0,66	4+(32/60)	●	●	●	●
Magic 45° CH	1849x 1208x 1220 1380	325 335	1945x 1370x 1375 1538	370 380	+2/+4°C	230/1/50	0,66	4+(32/60)	●	●	●	●

Vetrine | Cabinet



Vista dall'alto | Top view

